

CABLE ASSEMBLY INSTRUCTION

Maple Model(s)
HMI5000 Series (COM1)

PLC or Controller
Hitachi Micro-EH Series

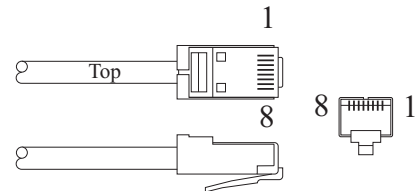
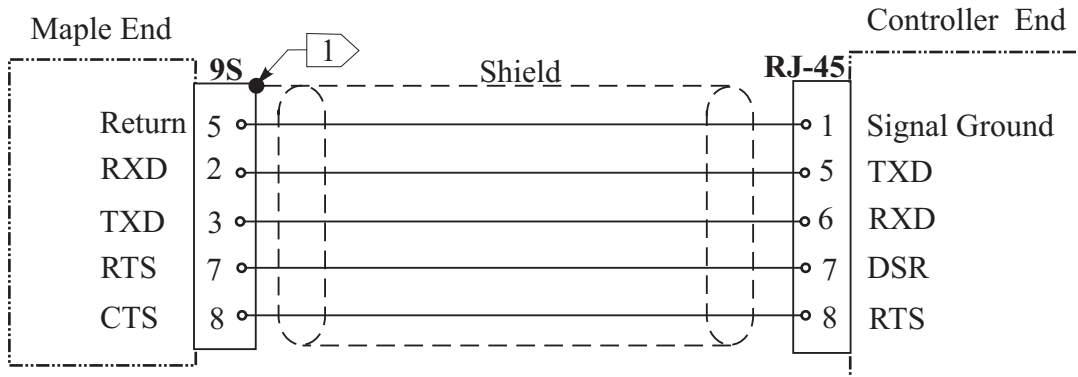
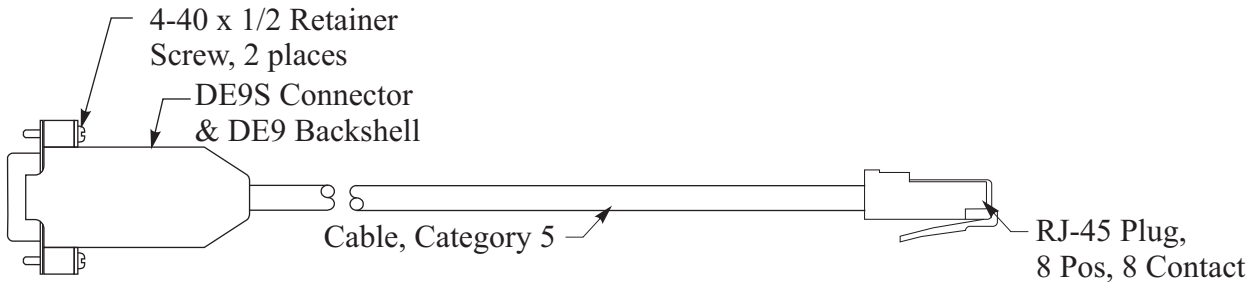
Communication Type
RS-232 with RJ-45
Connector at PLC



Summary

Use the wiring diagram and illustration to assemble an Rs232 communication cable for use with a Hitachi Micro-EH PLC.

Drawing and Schematic



Notes:

1 Shield wire must be terminated to connector metal shell