

# CABLE ASSEMBLY INSTRUCTION

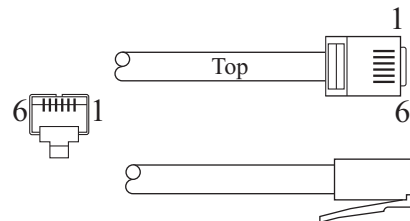
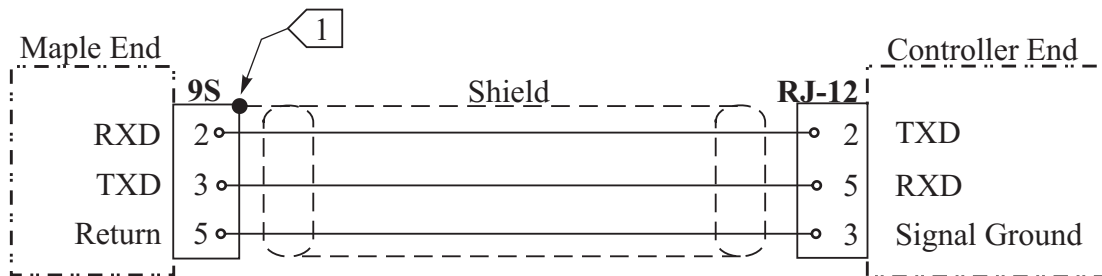
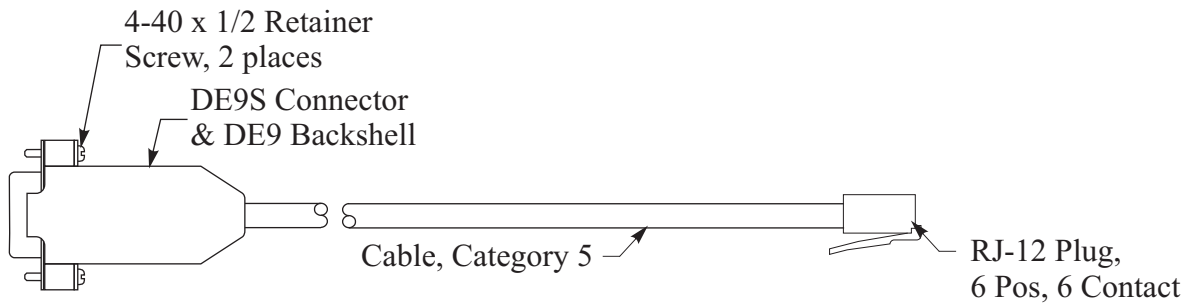
<u>Maple Model(s)</u>	<u>PLC or Controller</u>	<u>Communication Type</u>
HMI5000 Series (COM1) HMI600 Series (COM1)	GE Intelligent Platforms Series 90 CPU351 or CPU352	RS-232 with RJ-12 Connector at PLC



## Summary

Use the wiring diagram and illustration to assemble a communication cable for use with a GE Intelligent Platforms Series 90 CPU351 or CPU352 (Port 1).

## Drawing and Schematic



### Notes:

- 1 Shield wire must be terminated to connector metal shell.