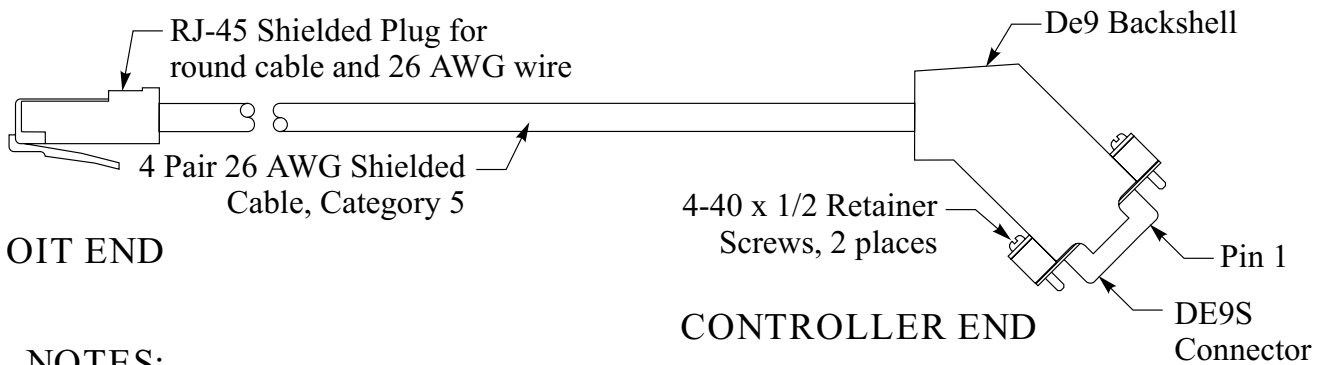


C A B L E A S S E M B L Y I N S T R U C T I O N



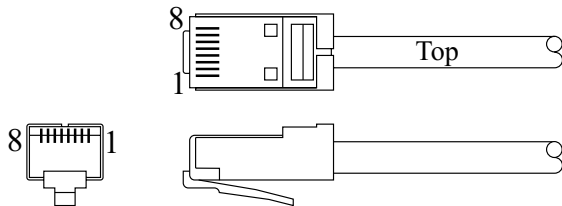
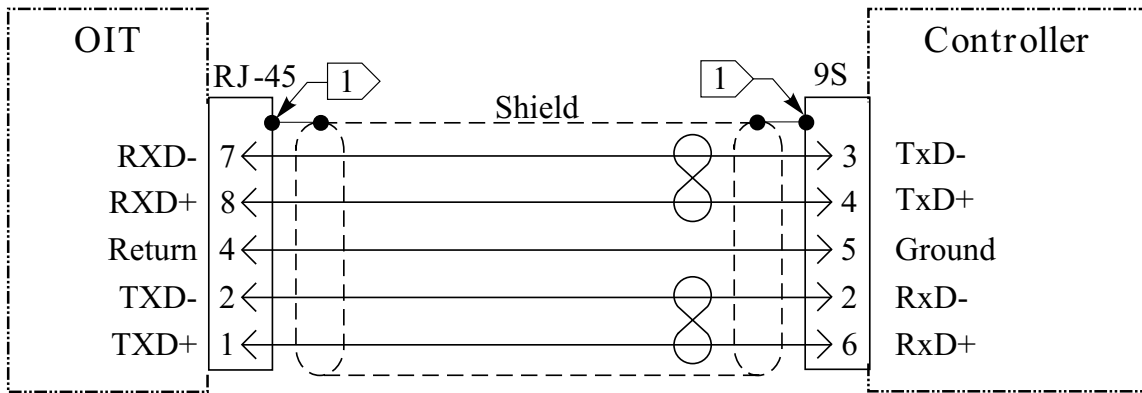
Controller Model: Bristol Babcock ControlWave Family
 Maple OIT Model: OIT3100 and 4100 Series
 Communication Type: RS-485 with DE9 connector at Controller

Use the wiring diagram and illustration to assemble a communication cable for use with a Bristol Babcock ControlWave controller. Maple System's products use the Modbus protocol to communicate with this PLC on it's RS-485 (COM 3, 5, and 9) ports.



NOTES:

- 1 Connect shield wire to the metal housing of the RJ-45 and DE9 connectors.



Pin Configuration
 RJ-45 Plug