



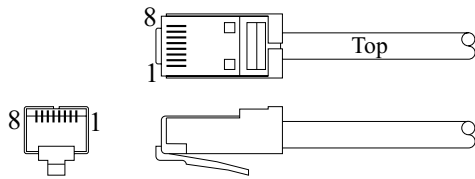
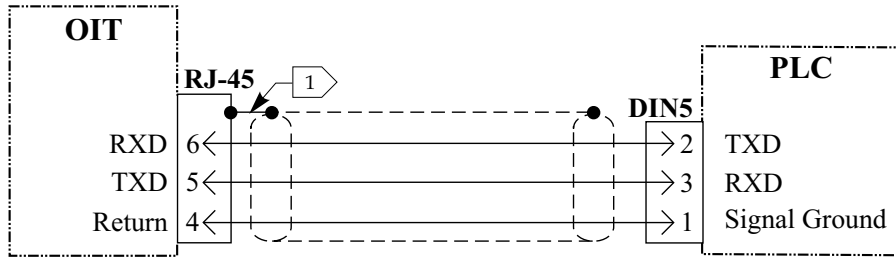
Controller Model: **Aromat FP0, FP2, FPM**
 Maple OIT Model: **OIT3100 and OIT4100 Series**
 Communication Type: **RS-232 with Mini DIN 5 at PLC**

Use the wiring diagram and illustration to assemble a communication cable for use with an Aromat FP0, FP2 or FPM PLC.

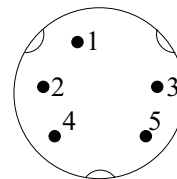


NOTES:

- 1 Connect shield wire to the metal housing of the RJ-45 connector.



Pin Configuration
RJ-45 Plug



Pin Configuration
DIN5
View A